



TITLE IV-E WAIVER
DEMONSTRATION

California
Well-Being
Project

NCCD | National Council on
Crime & Delinquency

Evaluating the California Well-Being Project

California Department of Social Services and NCCD



Agenda

Introduction

Overview of Evaluation Goals and Methods

Existing and New Data Sources

- Outcome Measures

- Fidelity Measures

- Cost Measures

Q&A and Next Steps

Introductions

M. Akhtar Khan, PhD

Research Services Branch, California
Department of Social Services

JaRita Booker, MPH

Research Services Branch, California
Department of Social Services

Kristen Johnson, PhD

National Council on Crime and
Delinquency



Participating Counties




1. Alameda
2. Butte
3. Lake
4. Los Angeles
5. Sacramento
6. San Diego
7. San Francisco
8. Santa Clara
9. Sonoma

Project-Wide Interventions



Target Population: Title IV-E eligible and non-IV-E eligible children and youth ages 0–17, inclusive, who are currently in out-of-home placement or at risk of entering or reentering foster care.

Child Welfare Services



**Core Practice Model/
Safety-Organized Practice**

**Probation
Departments**



Wraparound

Goal of This Evaluation




Examine how the waiver's flexible funding allows for programming that can improve outcomes for children and families in the participating counties' child welfare and juvenile justice populations.

Does Funding Flexibility ...



... support counties in better targeting services that address the unique cultural and individual needs of children, youth, and families?



... so that children, youth, and families are more likely to be engaged, benefit from direct services, and experience improved functioning?



... so that children remain safely in their homes?

Developmental Features of the Evaluation

- Develop measurable and meaningful indicators of implementation milestones
- Integrate continuous feedback to CDSS and counties
- Build evaluation capacity in each county



Evaluation Components



1. Outcome study
2. Process study
3. Cost study
4. Two outcome sub-studies
5. One cost sub-study

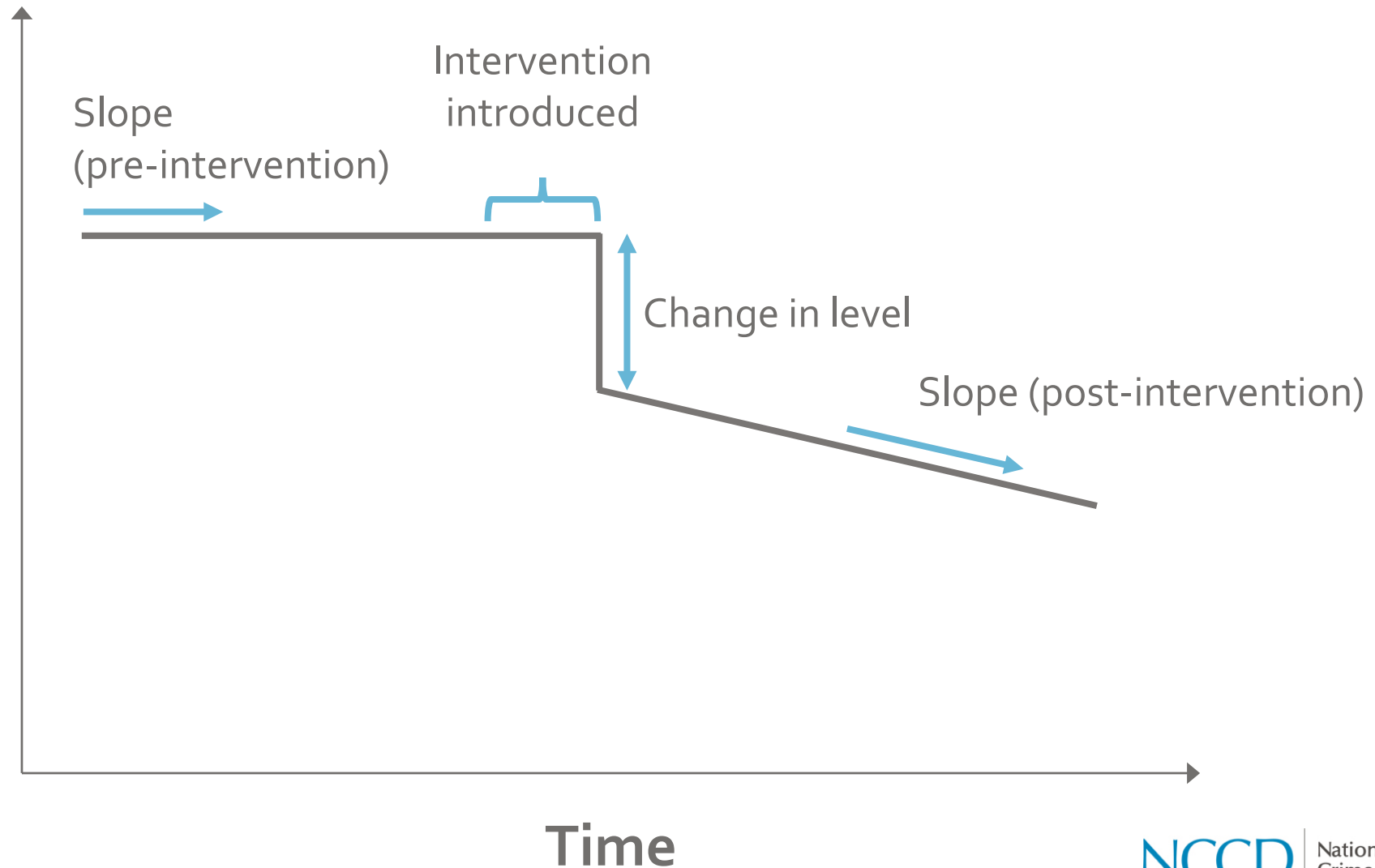


Outcome Measures

Interrupted Time Series Analysis



Outcome:
Reduced
child welfare
involvement;
reduced
juvenile
justice
involvement



Outcome Study Research Questions



Does the Well-Being Project decrease:

- Recurrence of maltreatment?
- Use of out-of-home care?
- Reentry into out-of-home care?
- Time to permanency?
- Re-offending of justice system-involved youth?


Does the Well-Being Project increase:

- Permanency rates?
- Use of least-restrictive placements for children placed out of home?

Does the Well-Being Project improve child and family well-being?




And turning to basketball ...
The Chicago Bulls tied the
Houston Rockets in last night's
playoff game. Although the
score was 112-110, the difference
was not statistically significant
at the $p > .05$ level.



M.I.T. unveils its 24-hour All-Sports Network



Fidelity Measures



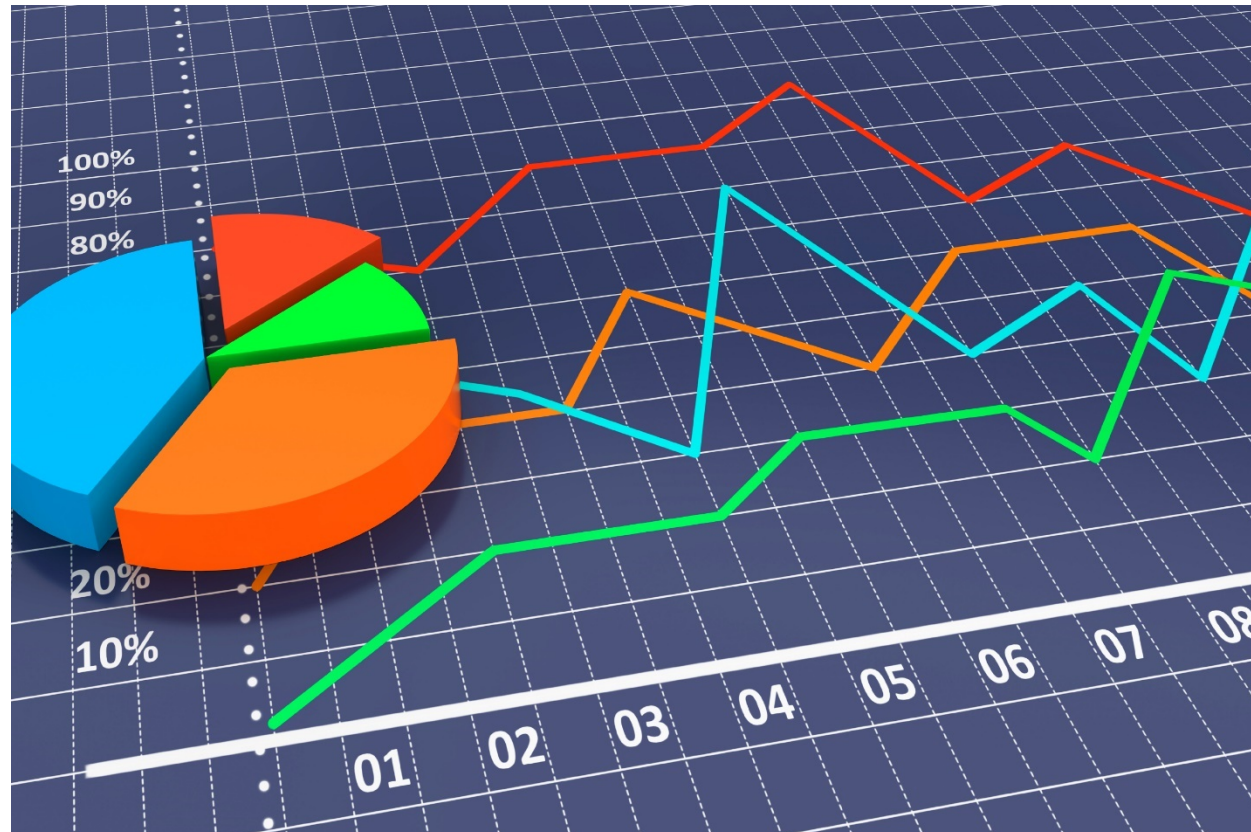
Good work, Antworth,
but I think we need a
little more detail here



Process Study Research Questions

- How did counties implement the demonstration interventions?
- How did demonstration services differ from services available prior to or outside of the demonstration?
- To what extent were interventions implemented with fidelity to model programs?
- What factors influenced model fidelity?
- Did the demonstration project improve the quality and array of services and supports available to system-involved children, youth, and families?
- Does the demonstration project improve family engagement through an individualized casework approach that emphasizes family involvement?

Existing County Data Sources



- Observation checklists
- Case review tools
- FTM tracking
- Target population tracking
- Outcome questionnaires
- Other secondary data
- Program and policy materials

New County Data Sources



- FTM tracking
- Focus groups
- Web-based surveys of staff/stakeholders
- Interviews with leadership
- Parent/guardian paper survey






Fiscal Measures

Cost Study Research Questions

1. What are the county-level service costs of the waiver project, as compared to costs prior to the project?
2. What are the service costs of the interventions elected by the counties?
3. What are the local, state, and federal sources of funding for the waiver project in each county?



Cost Study Data Sources



- Quarterly Fiscal Supplemental Form
- County Expense Claims
- Automated Assistance Claims (CA 800 Forms)
- County-level fiscal data (e.g., time study data)

Cost Study Methodology

- Examine aggregate costs of services longitudinally pre- and post-implementation.
- Use average costs across all counties as a benchmark to compare and contrast relative changes over the waiver period.
- Assess cost data by categories (e.g., service type, service provider, costs per family or child), if data allow.





Sub-Studies

Outcome Sub-Study Purpose



- Deepen understanding of the impact of target interventions on the safety, permanency, and well-being of children and youth, ideally through a randomized control trial.
- Implement in years 2 through 4 of the waiver evaluation (years 3 through 5 of the demonstration project) to allow time for intervention stability.



Cost Sub-Study Purpose

Measure time associated with child welfare service delivery activities to obtain an average service cost per case.





Capacity Building for County Data Systems

Increasing Capacity



- Integrating fidelity assessment
- Use of dashboards
- Measuring family engagement

Thank you!

For more info, visit <http://www.childsworld.ca.gov/>
<http://www.childsworld.ca.gov/PG1333.htm>

www.nccdglobal.org
(800) 306-6223